

University of Scouting COURSE CATALOG

YOUR UNIT'S OPPORTUNITY FOR TRAINING AND FUN!

Saturday, March 24th, 2012

Sign-in begins at 7:30 am

University Program 8:30 am until 4:30 pm

CHENANGO FORKS HIGH SCHOOL

PRE-REGISTER NOW to be sure to get the courses you want!

\$30 until the 14th of March, \$35 after that

\$15 for Staff & Instructors

All fees include lunch, patch, and resource CD!

Questions? Email Steve Ayers at sayers135@stny.rr.com

Table of Contents

Table of Contents	1	For Troops & Crews	7
About the University of Scouting	3	Teambuilding Exercises	7
How to Register	3	First Class Scout Emphasis	7
Directions	4	Conducting Boards of Review	7
National Training Courses	5	Pump Up your Unit Program	7
Boy Scout Basic Leader Training 1,2,3	5	Life-to-Eagle & Eagle Scout Leadership Service Project	7
Merit Badge Counselor.....	5	Programs for Older Scouts.....	8
BALOO - Basic Adult Leader Outdoor Orientation.....	5	Outdoor Program	8
Cub & Boy Scout Leader Youth Protection Training	5	Boots, Socks, Footwear & Footcare	8
Commissioner Basic Training.....	5	Winter Mountaineering.....	8
Intro to Leadership Skills for Troops (Youth Track)	5	Leave No Trace	8
Den Chief Training (Youth Track)	5	Take Your Unit on a Touring Trip	8
Intro to Leadership Skills for Crews (Youth Track).....	5	Advanced Backpacking with Lightweight Gear	8
First Aid & CPR	6	Making Your Own Troop Gear	8
CPR	6	Making Your Own Backpacking Equipment.....	8
First Aid.....	6	Outdoor Clothing.....	8
For Packs	6	Where to go Hiking and Backpacking.....	9
Cub Scout Outdoor Program	6	Menu Planning for Backpacking.....	9
Webelos to Boy Scout Transition.....	6	Intro to Map & Compass	9
Exciting Webelos Activity Badges	6	Scout Knots	9
Planning Pack Events.....	6	Buying a Backpack and Packing It	9
Cub Scout Awards Overview.....	6	Planning & Logistics for First Time Backpackers	9
Utilizing Den Chiefs & Denner Assistants.....	6	Group Dynamics for Outdoor Leadership	9
Cub Scout Games	6	Map & Compass Games.....	9
Crafts Galore	6	Wilderness Survival Food	10
Pack & Den Ceremonies	7	Backpacking – 10 Essentials (& More).....	10
Cub Den Leader Forum.....	7	Dutch Oven Cooking.....	10
Pizzazz in Cub Meetings	7	Water Treatment	10
Cubmaster/Pack Committee Member Forum	7	GPS to UTM to Map.....	10
Using Cub Scout Pack Management Software	7		
Using the Den & Pack Meeting Resource Guide.....	7		

Ideas for All Units	10
Campfire Harmonica	10
Effective PowerPoint Presentations	10
Images of Scouting	10
Awards & Recognition for Leaders	10
Life of a Continental Soldier	10
Youth with Special Needs	11
Go Fishing	11
Campfires.....	11
Bringing Duty to God to your Unit	11
Giving & Receiving Feedback.....	11
Go find a Geocache	11
In the Night Sky	11
Making Summer Camp Great	11
Flag Etiquette & Ceremonies.....	11
Birdwatching.....	11
Realistic First Aid.....	11
Juggling for Fun.....	12
Making Balloon Animals	12
Basics of Fundraising.....	12
Recruiting & Retaining Youth	12
Selecting & Retaining Volunteer Leaders.....	12
Tax Deductions for Volunteers	12
Woodbadge, NYLT, and EDGE.....	12
Scout Magic	12
Uniforming.....	12

How To Register

- Get a copy of the [Registration Form](#) available at the Council website
- Clearly fill in all the blanks & sign
- Clearly circle all the courses you wish to take
- Do not overlap courses!
- Forward the completed form (both pages) and payment to the Baden-Powell Council

Mail or Hand deliver to: Baden-Powell Council
2150 State Route 12
Binghamton, NY 13901

OR

Fax to: (607)648-7895

Baden-Powell Council website
www.bpcouncil.org

What is the University of Scouting?

The University of Scouting is a training event primarily intended for adult leaders and older youth 14 and up of Cub Scout Packs, Boy Scout Troops, and Venturing Crews; parents of youth involved with those programs. Being a registered leader within the Boy Scouts of America is only required if you intend to be officially credited with any of the National Training Courses.

University of Scouting Environment

Chenango Forks High School has typical classroom and lecture hall seating. Bring your own chair or pad if you are uncomfortable sitting for long periods in hard seats. With the exception of the planetarium; the classrooms, cafeteria, and auditorium are on the same floor. If you have special mobility needs, please let our staff know, so that we can help meet your needs.

What to Bring

Wear your regular full Scouting uniform. Bring pen/pencil and paper. A folder will be provided to organize notes and handouts. Bring your BEST SCOUTING SPIRIT and be prepared to have FUN!!!

Fee includes lunch. Bring along a water bottle or mug to have handy.

Lunch consists of chicken, side dish, roll & butter, dessert, & a drink. For vegetarian options, contact sayers135@stny.rr.com in advance. Any courses extending across both lunch periods will break for lunch at the instructor's discretion.

When to be There

Please come early. Sign-in begins at 7:30 am. Formal opening begins **promptly** at 8:30 am in the Auditorium.

CD Resource

Course handouts, most presentations, other resources, and lots of 'useful Scouting stuff' will be provided on a CD-ROM to all pre-registered participants.

Training Certificates

All BSA National Courses will award Training Cards.

CPR & First Aid - American Safety & Health Institute certification cards.

University Staff

Chancellor..... Steve Ayers

Council Staff Advisor..... Joe Grabowski

University of Scouting Committee ...

Carol Neal, Colleen Horan, Cory Eckstrom, Dave Martin,
Deb Hoyt, Ed Plesnar, Eileen Horan, Larry Blumberg,
Lorraine Detweiler, Mike Brown, Mike Stoll

Static Displays

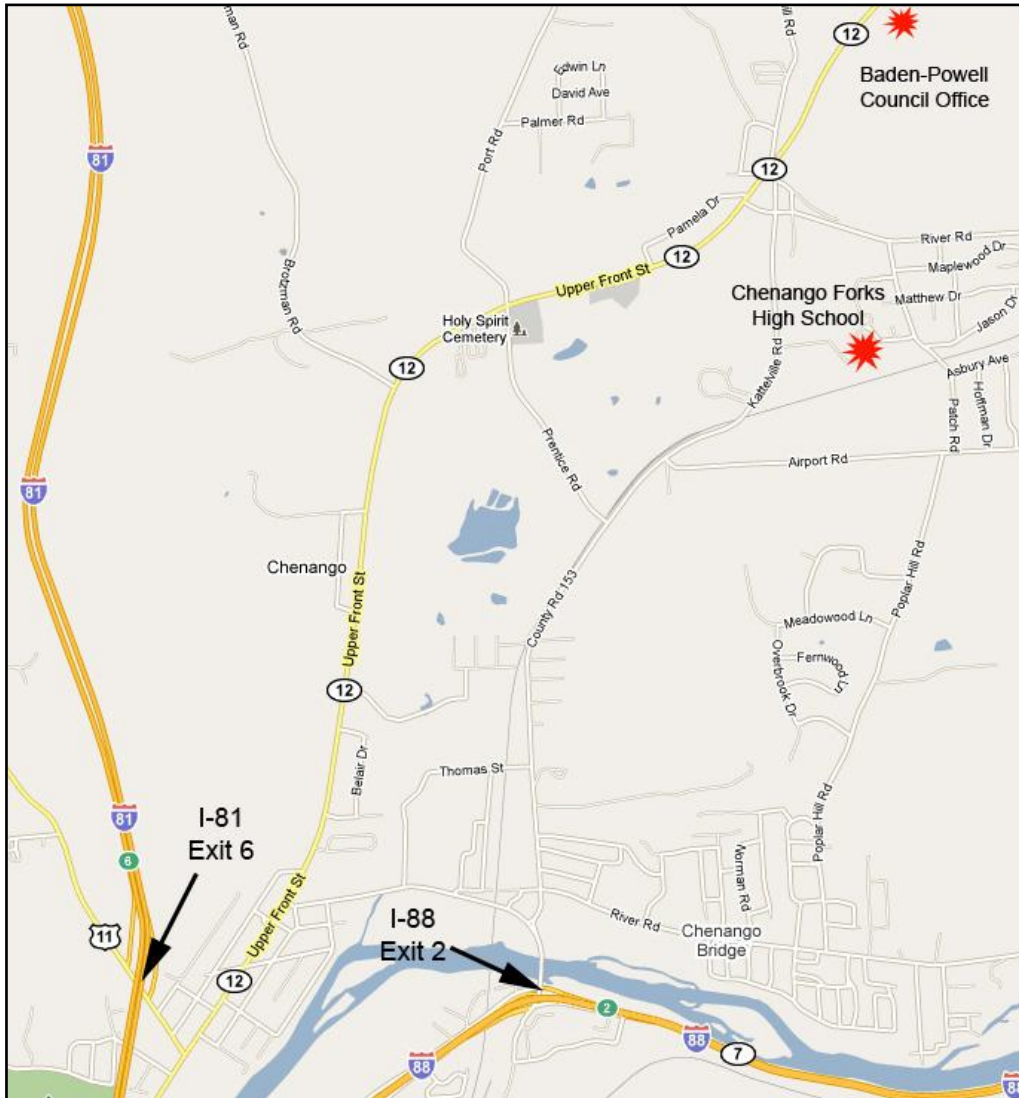
Scout Store Scout Museum
Cub Scouts Boy Scouts
Exploring Venturing
Duty to God Training
Sea Scouts Camps

All registrants receive: lunch, a 2012 University of Scouting commemorative patch, and resource CD.

Directions to Chenango Forks High School

From Binghamton and South

- Proceed North on I-81 to Exit 6 (US 11)
- At end of Exit 6 ramp, turn RIGHT onto US 11 for 0.6 miles
- At US 11/NY 12 split, continue straight on NY 12 for 3.3 miles
- Turn RIGHT at light onto CR-96 [River Rd], for 0.4 miles
- Turn RIGHT onto Patch Rd, for 0.2 miles
- Turn RIGHT onto Gordon Dr./Chenango Forks High School



From Whitney Point and North

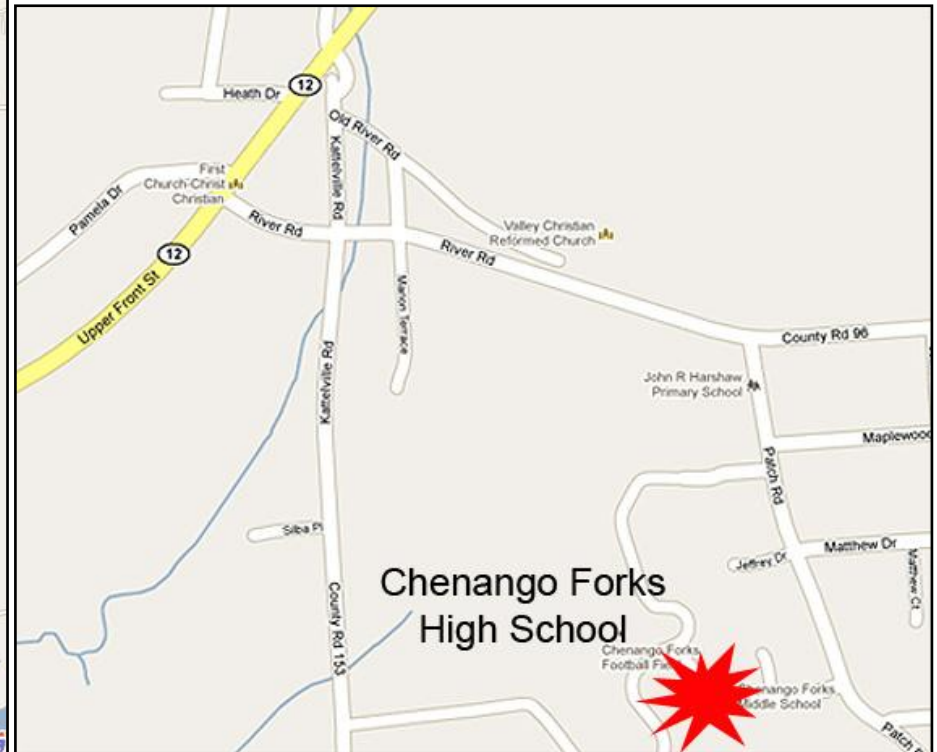
- Proceed South on I-81 to Exit 6 (US 11)
- At end of Exit 6 ramp, turn LEFT onto US 11 South
- Turn LEFT at light (North), onto NY 12 for 3.3 miles
- Turn RIGHT at light, onto CR-96 [River Rd], for 0.4 miles
- Turn RIGHT onto Patch Rd, for 0.2 miles
- Turn RIGHT onto Gordon Dr./Chenango Forks High School

From I-88 and East

- Get off I-88 at Exit 2
- Turn RIGHT onto 12A, for 0.2 miles
- Turn RIGHT onto Kattelville Road, for 2.4 miles
- Turn RIGHT onto CR-96 [River Rd], for 0.3 miles
- Turn RIGHT onto Patch Rd, for 0.2 miles
- Turn RIGHT onto Gordon Dr./Chenango Forks High School

Chenango Forks High School - 1 Gordon Drive, Binghamton, NY

Ample parking.



NATIONAL TRAINING COURSES

All courses listed in this section follow the BSA National curriculum.

BOY SCOUT BASIC LEADER TRAINING SESSION 1, 2 & 3

Learn the methods to run a great troop! Required for Scoutmasters & Assistant Scoutmasters to become "Trained". (You also need to complete *This is Scouting* and *Intro to Outdoor Leader Skills*.)

Course Number: S24
Instructors: Bryan Dalton
Chris Seavey
Charles Moore

MERIT BADGE COUNSELOR

This module will guide new and potential merit badge counselors through their responsibilities in the role and will give them an understanding of the methods of counseling Scouts. It is intended as a short orientation course for new merit badge counselors before they begin working with Scouts.

Course Number: D76
Instructor: Tim Nord



BALOO – BASIC ADULT LEADER OUTDOOR ORIENTATION

Learn basic skills to lead Cub Scouts in outdoor events. National BSA curriculum required by at least one Pack Leader to do Pack camping.

Additional \$5 fee for supplies
Course Number: C32
Instructors: Lorraine Detweiler
Deb Hoyt
Carol Neal

CUB & BOY SCOUT LEADER YOUTH PROTECTION TRAINING

Make Scouting a safe haven. Learn the essentials to protect our Scouts, ourselves, and our program from inappropriate behaviors. All registered adults must be YPT trained. Valid for 2 years.

Course Number: Y01
Instructors: Joe Grabowski
Eileen Horan



COMMISSIONER BASIC TRAINING

You're a new Commissioner? Congratulations! Now what do you have to know and what are your responsibilities? This session is just for you. We will provide you with the information about your new job and why it's important to the success of scouting units in your council.

Course Number: D20
Instructors: Don Perkins
Brian Wegener
Cory Eckstrom

INTRO TO LEADERSHIP SKILLS FOR TROOPS (FOR YOUTH)

The purpose of the Introduction to Leadership Skills for Troops course is to teach Scouts with leadership positions about their new roles and how to most effectively reach success in that role. It is intended to help Boy Scouts in leadership positions within their troop understand their responsibilities and to equip them with organizational and leadership skills to fulfill those responsibilities.

Course Number: S97
Instructor: Eileen Mulcahy

DEN CHIEF TRAINING (DEN CHIEF TRACK)


This course offers a full day of training for Den Chiefs. The Den Chiefs will take the on-line BSA training, plus three Den Chief Scouting courses: Cub Scout Magic, Cub Scout Games, and Cub Scout Crafts.

Course Number: C31
Instructors: Fran Bialy
Lori Bennett
Colleen & Eileen Horan

INTRO TO LEADERSHIP SKILLS FOR CREWS (FOR YOUTH)

The purpose of the Introduction to Leadership Skills for Crews course is to teach crew members with leadership positions about their new roles and how to most effectively reach success in that role. It is intended to help Venturers in leadership positions within their crew understand their responsibilities and to equip them with organizational and leadership skills to fulfill those responsibilities.

Course Number: P35
Instructor: Mike Homrighaus



FIRST AID & CPR

CPR

This course is the nationally accredited American Safety & Health Institute's Cardio-Pulmonary Resuscitation training. *Additional \$8 charge to cover certification card & training materials.*

Pre-registration required!

**Instructors: Rick Allen
Tiffany Rynearson**

FIRST AID

This course is the nationally accredited American Safety & Health Institute's First Aid training. *Additional \$8 charge to cover certification card & training materials.*

Pre-registration required!

**Instructors: Chris Ambra
Ken Hugaboom**

**CPR & First Aid are
limited to the first 30
registered in each course.**

FOR PACKS

CUB SCOUT OUTDOOR PROGRAM

Overview of what's available to Cub Scouts in the out-of-doors - Baden-Powell Council's summer camping program, pack camping, Webelos Den camping. Find out what BALOO and Webelos Leader Outdoor Training are, and who needs them. We will discuss summertime activities and the National Summertime Pack Award.

Instructor: Sheldon Craig

WEBELOS TO BOY SCOUT TRANSITION

How do you move boys successfully through the Webelos program and into a Troop? Hints and tips on the successful transition of Webelos to first-year Boy Scouts with tips to pick a Troop that's right for you.

Instructor: Larry Corwin

EXCITING WEBELOS ACTIVITY BADGES

This is an overview of all the Webelos Activity Badges and awards with ideas for making them even more fun.

**Instructor: Karen Galvin
Melissa Boswell**



PLANNING PACK EVENTS

Pack activities and the Blue & Gold Banquet - learn how to "pack in" more program without straining your Pack's resources. Make your pack more dynamic by planning great Pack activities and taking advantage of District and Council events.

Instructor: Dave Lanning

CUB SCOUT AWARDS OVERVIEW

Are you someone who can't tell the difference between a Bobcat Badge and Webelos Badge? This course isn't just for new Awards Chairs, but for any leader that wants to know more about the advancements, recognitions, and awards available to Cub Scouts. We'll include a comprehensive listing of awards to help you understand the award criteria, uniform placement and how some of these awards can be tied in with the monthly themes or rank advancement at Den meetings.

Instructor: Katrina Overton

UTILIZING DEN CHIEFS & DENNER ASSISTANTS

Den Chiefs & Denners - who are these helpers? How do I use them in my Den? What Training do they need? How can they help make the Den more successful? These questions and more can be solved in this seminar.

Instructor: Chris Seavey

CUB SCOUT GAMES

Here are some great indoor, outdoor, & other creative games you can play in your Den and Pack meetings.

Instructor: Craige Rogers

CRAFTS GALORE!

Here is a FUN & creative way to work on Electives for Ranks in Den or Pack meetings. Create, imagine, and explore with your Cubs. Learn how to make beaded items, seasonal crafts, and more. The future of crafts starts with some simple supplies and imagination.

**Instructors: Colleen Horan
Eileen Horan**

PACK & DEN CEREMONIES

There are lots of opportunities for ceremonies in your Den and Pack program plans. Ceremonies are exciting and important for Cub Scouts. Get great ideas for memorable ceremonies, such as “Arrow of Light”, “Bobcat”, and “Crossovers”.

Instructor: Chris Seavey

CUB DEN LEADER FORUM

Training is only the beginning of your Den/Pack Leadership experience. This forum will give Den Leaders the chance to meet with other Den Leaders and an experienced facilitator who will guide you through a roundtable of shared experiences and knowledge.

**Instructors: Paula Howard
Renee Denney**

PIZZAZZ IN CUB MEETINGS

Meetings dry and boring? Are even the Cub Scouts falling asleep? Here's how to kick it up a notch, and make your meetings FUN and EXCITING!

Instructor: Paula Howard

CUBMASTER / PACK COMMITTEE MEMBER FORUM

Training is only the beginning of your Den/Pack Leadership experience. This forum will give Cubmasters and Pack Committee Members the chance to meet with others and an experienced facilitator who will guide you through a roundtable of shared experiences and knowledge.

**Instructors: Robin Stedinger
Rich Carpenter**

USING CUB SCOUT PACK MANAGEMENT SOFTWARE

Learn how to use Pack Management Software to electronically organize your Pack files and track advancements. Features Packmaster & Trax software.

Instructor: Katrina Overton

USING THE DEN & PACK MEETING RESOURCE GUIDE

Learn to use the new Cub Scout Resource Guide in your Pack - a full year's worth of meeting plans and advancement. They say to plan your work, then work your plan; but BSA has already planned your work, cutting your work in half.

Instructor: Dave Lanning



FOR TROOPS & CREWS

TEAM BUILDING EXERCISES

Every unit can use some teambuilding ideas! Ice-breakers, gathering activities, games... This course will present different ways of building and encouraging your unit's youth leadership and add that extra spark to your Troop or Crew meeting

Instructor: Larry Corwin

FIRST CLASS SCOUT EMPHASIS

Are your new Scouts getting the necessary skills in a timely manner? Do your activities lead to advancement for younger Scouts? First Class Emphasis fosters advancement through skill building in your younger Scouts. Keep them active and busy, and make them First Class Scouts!

Instructor: Lisa Vroman

CONDUCTING BOARDS OF REVIEW

Learn what a Board of Review is and techniques for conducting one for each of the ranks. Make your Boards of Review a productive and rewarding experience.

Instructor: Ben Brown

PUMP UP YOUR UNIT PROGRAM

Incorporate Council & District programs into your Troop or Crew program: Summer Camps, Overnights, Camporees, Scout Shows & Expos. Use exciting local resources and Scouting program materials. Challenge youth to be great leaders and instructors.

Instructor: Jerry Stedinger

LIFE-TO-EAGLE & EAGLE LEADERSHIP SERVICE PROJECT

Learn about the steps required to advance from Life Scout to Eagle Scout, including the necessary forms, meetings, approvals, and steps to avoid delay or possible disappointment. Learn the detailed steps of the process for completing this Eagle Scout requirement.

**Instructors: Greg Shepherd
Lisa Vroman**

PROGRAMS FOR OLDER SCOUTS

Do you have 15 to 17 year-olds in your unit who are bored with doing the same stuff again this year? How to keep them interested with high adventure activities, Venturing programs, leadership opportunities, camp staff, etc.

Instructor: Kate Vanloke

OUTDOOR PROGRAM

BOOTS, SOCKS, FOOTWEAR & FOOTCARE

Your feet are your primary method of travel in the backcountry. We'll discuss selecting appropriate footwear for various scouting activities (boots, shoes). We'll talk about socks (wool vs. synthetic vs. cotton; liners or not?). Care of the feet, including how to avoid blisters, how to treat them if you get them, and first aid for feet. If time allows, we'll talk about boot care to extend the life of your gear.

Instructor: John Udall

WINTER MOUNTAINEERING

A Show-n-Tell of clothing and gear for hiking (especially in NYS mountains) in Winter, including snowshoes, crampons, XC skis, and pack sleds.

Instructor: Dave Martin

LEAVE NO TRACE


This course introduces the seven principles of Leave No Trace. In addition, participants will discuss various techniques that can be used to prevent and minimize impacts while enjoying outdoor pursuits such as hiking and camping. Leave No Trace has been embraced by BSA and is an integral part of all aspects of the Scouting program.

Instructor: Pat Mercer

TAKE YOUR UNIT ON A TOURING TRIP

A touring trip can be the highlight of your unit's year, but there's a lot to think about before you head off on that week on the road! Thing BIG – how about a trip to Europe for your Venturing crew or a special event? Learn how to plan touring trips, locally or across the globe.

Instructor: Mike Brown



ADVANCED BACKPACKING WITH LIGHTWEIGHT GEAR

Tips and techniques for packing and lightening your load; specialized (Go-Light) lightweight gear, and high performance clothing. Cooking with backpacking stoves including the latest technology and advanced menu planning for long-term trekking.

Instructor: Don O'Brien

MAKING YOUR OWN TROOP GEAR

This course will focus on "Do It Yourself (DIY)" gear for camping trips such as patrol boxes, flag stands, and methods of keeping tent poles from getting lost. Examples of other homemade gear will be shown, techniques & materials for construction will be discussed, and time will also be allotted for brainstorming new projects. Attendees are encouraged to bring in their own DIY gear to share with the class.

Instructor: Pete Ziolkowski

MAKING YOUR OWN BACKPACKING EQUIPMENT

This course will focus on "Do It Yourself (DIY)" gear for backpacking such as stoves, stuff sacks, and more complex items like tents, sleeping bags and backpacks. Techniques and materials will be discussed, and time will also be allotted for brainstorming new projects. Attendees are encouraged to bring in their own DIY backpacking gear to share with the class.

Instructor: Pete Ziolkowski

OUTDOOR CLOTHING

Keeping comfortable in the outdoors often has a lot to do with clothing choices. In this class we'll talk about layering systems (shells, insulating layers, base layers) and the principles of dynamic layering. We'll look at various fabrics and materials – synthetics (nylon, polyester, Gore-Tex, etc.) and natural fibers (wool, cotton). We'll compare various options across a range of features, performance, quality and price. We'll be talking about both what to wear, and what NOT to wear.

Instructor: Tim Woods



INTRO TO MAP & COMPASS

Learn how to read your compass and use a map to guide you. Discover how to orient a map and see what those little symbols really mean.

Instructor: Bob Steele

WHERE TO GO HIKING AND BACKPACKING


Starting with the Finger Lakes Trail, there are hundreds of miles of hiking trails here in our own backyard. Learn some of these, as well as trails in the Catskills, the Adirondacks and north-central PA, boasting some of the most scenic hiking trails anywhere!

Instructor: Larry Blumberg

MENU PLANNING FOR BACKPACKING

Learn about preparing quick and lightweight outdoor meals. Who needs expensive freeze-dried specialty meals? You'll be amazed at the number of nutritious dried foods you can purchase in your local grocery store! Bear canisters, now required in many areas, will also be introduced in this class.

Instructor: Herb Haake



SCOUT KNOTS

You'll learn knot tying skills appropriate for Webelos thru Boy Scout 2nd Class. Square Knot, Double Half Hitch, Taut Line, Bowline, Clove Hitch, Basic End Whipping. This course is appropriate for Advanced Cub & Webelos Leaders and beginning Boy Scout Leaders.

**Instructors: Greg Shepherd
Joel Boyd
Bob Wargo**

BUYING A BACKPACK AND PACKING IT

How do you choose a backpack? There are so many choices. Internal frame vs. External frame. How much capacity? Other features to consider, like a padded hip-belt. Once you get your backpack, how do you fit all your gear and your share of patrol gear into it? We'll focus on how to pack for efficiency, light weight, comfort and ease of access. If time allows, we'll discuss how to properly fit a pack.

Instructor: John Udall

PLANNING & LOGISTICS FOR FIRST TIME BACKPACKERS

A lot goes into planning and organizing a Troop backpacking trip. We discuss: who, what, where, when, why, and how questions that are in backpacking planning. We'll also talk about logistics specifically related to driving, route planning, and risk management. Come away with some good ideas for Troop meeting plans to help prepare your Troop to have a successful and fun backpacking trip.

Instructor: Pat Mercer

GROUP DYNAMICS FOR OUTDOOR LEADERSHIP

Effective outdoor leaders understand the dynamic phases of the people they are leading. In this session, you'll be introduced to the "Forming, Storming, Norming, Performing and Transforming" group dynamics model and will discuss how leaders should respond to each phase in an outdoor or patrol setting. The concepts covered in this session will be geared towards older scouts with leadership experience and adult leaders.

Instructor: Pat Mercer

MAP & COMPASS GAMES

Scouts love to play games. Teach them to use a compass, take bearings and follow directions; learn how to set up a simple compass game they can play outside in a den or patrol meeting. Bring a compass.

Instructor: Bob Steele



WILDERNESS SURVIVAL FOOD

A beginning course in finding edible wild plants that you can use to survive during the Spring, Summer and Fall. The course includes food basics to bring along on a longer outing. You will receive handouts, book references, and some food samples from our area in the Spring period; the handout will tell how to handle wild plants to eat at different times of the year.

Instructor: Dave Gross

BACKPACKING – 10 ESSENTIALS (& MORE)

There are certain things you should always carry with you in your pockets or in your pack whenever you go out in the backcountry, whether it's on a Troop campout, a paddling trip or a day hike with your family. These items are known as the 10 essentials, although the specific list may vary slightly. They may help you get simple tasks done, or they may help keep you alive if you are caught outside overnight unexpectedly. Learn what to bring and why. Bring it with you every time you go out.

Instructor: Tim Woods

DUTCH OVEN COOKING

Practical hands-on experience in selection, care, and use of Dutch ovens. Includes the preparation and cooking of a variety of Dutch oven meals, desserts, and other fun foods. Includes lunch.

Extra \$7 for supplies.

**Instructors: George Litynski
Bob Steele
Barbara Zlock**

WATER TREATMENT

Clean drinking water can sometimes be a challenge when camping. This class offers a detailed look at, and discussion of, the various methods available in the marketplace for water treatment in the backcountry.

Instructor: Pat Mercer

GPS TO UTM TO MAP

Learn about using the UTM coordinate system to find positions on a map using your GPS. Prior knowledge of GPS coordinate systems and a firm grasp of map skills are recommended. This skill is the new Geocaching Merit Badge requirement 5C & 5D.

Instructor: Dave Martin

IDEAS FOR ALL UNITS

CAMPFIRE HARMONICA

Bring music to your Scouting campfires! Learn the basics of note and chord playing on a harmonica. Learn a few simple songs during class and receive a free songbook of crowd favorites to practice and play for your unit. Bring a harmonica with you to class.

Extra \$6 cash payable to instructor, IF you need to buy a harmonica.

Instructor: Vince Socci

EFFECTIVE POWERPOINT PRESENTATIONS

Learn the ins and outs of PowerPoint - how to create an effective and entertaining presentation, and keys to presenting.

Instructor: Mike Brown



IMAGES OF SCOUTING

A picture is worth a thousand words, and there are a thousand ways to use photography in your unit! Through many examples, learn how to take more effective pictures of your Scouts.

Instructor: Mike Brown

AWARDS & RECOGNITION FOR LEADERS

Why "Knot" learn a great way to retain and motivate your unit leaders? Learn how simple earning a "knot" can be. Many of the "knots" can be earned in a year; however, there are a few exceptions. Find out about Award Recognition at the District, Council and National levels.

Instructor: Sheldon Craig

LIFE OF A CONTINENTAL SOLDIER

Learn about the life of a Continental Soldier during the American Revolution era. Topics to be discussed will include uniforms, accoutrements, service requirements, battles, types of weapons, loading and firing tactics, and campfire life during this time period.

Instructor: George Cummings

YOUTH WITH SPECIAL NEEDS

Working with Scouts with Special Needs, physical limitations or mental disabilities, presents special challenges, as well as special rewards. Here's how you can make their Scouting days more successful, and preserve your sanity.

Instructor: Leslie Meyers



GO FISHING

Get the basics of snaring fish, pointers on how to take Scouts fishing as part of the Troop program, and maybe pick up a pointer for yourself. Kids love to fish!

Instructor: Mike Stoll

CAMPFIRES

Light up your outdoor activities and events with the spark of great campfires! This session gives you everything from songs to s'mores.

Instructor: Larry Corwin

BRINGING DUTY TO GOD TO YOUR UNIT

Is your unit celebrating Scout Sunday? How do you show "a Scout is Reverent"? Do you say grace with meal? Does your unit use Chaplain Aides? This course will help get you headed in the right direction.

Instructors: Helen Schultz

GIVING & RECEIVING FEEDBACK

Giving feedback is one the most effective tools for reinforcing the behavior you want, and changing the behavior you don't. Come learn a four step method that will help you with your Scouts, your family, and your work.

Instructor: Ed Plesnar

GO FIND A GEOCACHE

A GPS can be a useful land navigation tool. Geocaching is a worldwide game that can be a fun way to get outside, find new trails, and learn to use a GPS. We'll do a brief introduction to GPS, talk about Geocaching, and then do some hands-on practice with GPS and find a geocache. (GPS's will be provided; or bring your own.)

Instructor: John Udall

IN THE NIGHT SKY

Can you find the Big Dipper? Where is the North Star? Learn how to show your Scouts the night sky in your backyard or on a campout.

Instructor: Gary Smith

MAKING SUMMER CAMP GREAT

How to prepare Scouts, complete necessary paperwork, conduct a family information meeting, & more to make summer camp great.

**Instructors: Larry Corwin
Chris Ambra
Jamie Saroka**

FLAG ETIQUETTE & CEREMONIES

Learn the proper way to present flags at meetings and events. Learn international flag-flying rules & work with foreign flags. Know the different types of flagpoles and how to avoid flag presentation problems.

Instructor: Dave Gross



BIRD WATCHING

Learn the basics of bird watching, methods for viewing them, and how to get the most out of your bird watching activities.

Instructor: Leroy Schultz

REALISTIC FIRST AID

(This is NOT a first-aid course)
BLOOD & GORE GALORE!
Add fun to your training by learning methods to create realistic looking wounds & injuries. Make your first aid teaching "look" real.

**Instructor: Tim Wood
Mary Lou Scheffield**

JUGGLING FOR FUN

Come learn how to juggle, and we don't mean your schedule. Spice up your meeting and campfires with this eye-catching crowd pleaser.

Instructor: Doug Wood

MAKING BALLOON ANIMALS

Have you ever wanted to be the hit of the party? Amaze the crowd by turning simple balloons into fun creations that put a smile on everyone's face.

Instructor: Steven Morrow

BASICS OF FUNDRAISING

Learn how to do an effective fundraiser for your Unit. See what is available & how to keep records for your event. This course discusses the Fundraising Application, and when & how to use it.

Instructor: Dan Valla



RECRUITING & RETAINING YOUTH

"Boy Talks" and flyers in schools have been mainstays of Scout recruitment, but units can do more. Learn creative recruiting methods, how to retain Scouts once they have joined, and how the District & Council can help.

Instructor: Dave Lanning

SELECTING & RETAINING VOLUNTEER LEADERS

How to get & keep good leaders in your Pack using National & Council recommended methods. Learn how training can help retain leaders.

Instructor: TBD

TAX DEDUCTIONS FOR VOLUNTEERS


Learn what you can legally deduct on your taxes for volunteering your time. Discover ways to accurately track and document your transactions.

Instructor: Cliff Ketchum

WOODBADGE, NYLT, AND EDGE

Adults and youth are invited to come join the fun and share in the learning. Learn what Wood Badge, National Youth Leader Training, and EDGE can do for you and your unit. We will share our experiences and successes with you. Learn how one adult leader and one youth leader trained in Wood Badge, NYLT, and EDGE can make the difference to your unit.

Instructor: Lorraine Detweiler



SCOUT MAGIC

Magic can add pizzazz to meetings and activities. It can also help to build confidence and poise in front of a group. This course will teach you the basics of showmanship and presentation, and you will learn some simple tricks as well.

Instructor: Ed Plesnar

UNIFORMING

Understand uniforming the Scout way. Learn what to wear and how to wear it correctly. Find resources to improve the appearance and structure of your unit. Review the BSA Insignia Guide and Scout Uniform Inspection Sheets.

Instructor: Ken Hugaboom

